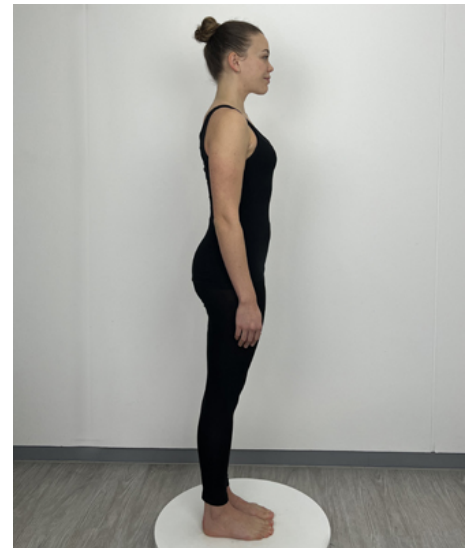
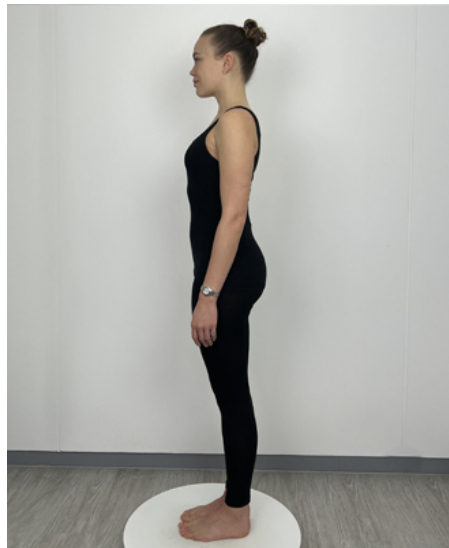
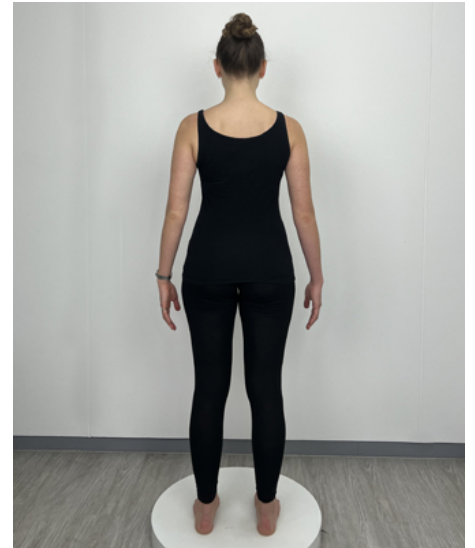


Natalie S

FITTINGS

- 10 Dress
- 168 Height
- 40 Shoulder
- 87 Above Bust
- 89 Bust
- 75 Under Bust
- 69 Waist
- 86.5 Top Hip
- 98.5 Bottom Hip
- 100 Widest Hip
- 36.5 Nape/Waist
- 71 Rise
- 74 Inside Leg
- 58 Thigh
- 35.5 Calf
- 62 Arm
- 28.75 Biceps
- 34C Bra Size
- 6 Shoe



OUTERWEAR | SWIMWEAR

MAINBOARD



London

